


Custom Upholstery

1. Getting the Right Look


We provide a CAD of the pattern in order to judge the scale and overall design. The CAD should not be considered an accurate representation of color. (2-5 days)



800 347 0550
wolfgordon.com

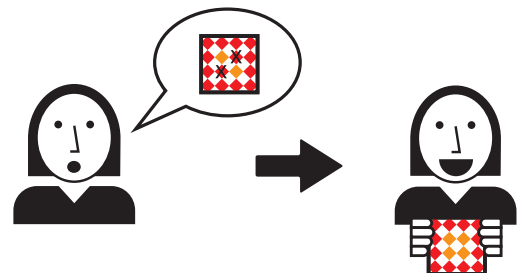
2. Tying it Together

Once we receive your Art Approval, we work with you to provide an Approvals Kit, tying together color balance, pattern and weave. (8-10 weeks)




3. Adjustments (If necessary)

If adjustments need to be made, we can do so with the proper direction and critical feedback. (8-10 weeks)



4. Approvals Kit

An Approvals Kit, or strike-off, will be sent to you. In the case of Custom Upholstery, it consists of a sample of your textile. If WG Customs Lab is developing new art, we will provide a full repeat to show you the total effect. You should review this Approvals Kit for all design aspects: color, pattern, quality, and weave.



5. Approval

Once the sample is approved, we request the signed approval form with a cutting of the submitted sample. We will provide you with a lead-time for production or mock up yardage. WG Customs Lab will proceed with production upon receipt of approval by mail, email or fax. Before moving to production we must receive the signed approval and small sample to ensure consistency.

